

Class 1 Topic Letter


Spring 2 2025



Miss Lazenby will be teaching this half term.

Mrs Chisholm and Mrs Athey will cover PPA time.

Welcome back! I hope everyone has had a lovely half term break. We have lots of different experiences and learning happening this half term in the run up to Easter.



In Literacy

We will have daily phonics lessons using the RWinc scheme of learning. Children will be reading and writing in groups which have been carefully

chosen to match your child's reading and writing level. We will also focus on the children's handwriting to ensure that it is clear and legible. During our sessions we will be planning our writing carefully and thinking about how to compose a sentence. Year ones will be looking at consistently using full stops, capital letters and finger spaces. Year twos will begin to add co-ordinating and subordinating conjunctions to their writing and expanding their sentences using expanded noun phrases. We will be looking at the different sentence types such as commands, statements, exclamations, and questions.

Year 1 will continue our English sessions looking at letters and postcards this half term. We will continue to look at the key features and build up to writing our own recount using the skills we have been practising in our RWI sessions during the week.

Year 2: Will continue their daily English lessons and start to look at a variety of different genres. This half term will focus on Letters and poems. We will look at what a good one looks like, explore key features that are needed before we begin to write our own letter and poem. We will also be continuing to develop our reading comprehension skills.

Key vocabulary: Full stop, capital letter, finger space, statement, questions, question mark, exclamation, exclamation mark, co-ordinating conjunctions, subordinating conjunctions, expanded noun phrase, adverbs, past tense, facts, statistics, coherent

In Numeracy

Year 1 will be continuing their learning about addition and subtraction within 100. We will explore adding and subtracting 1s, adding from a 10, adding to a 10, adding 10s, subtracting 10s and exploring mixed addition and subtraction sums.

We will then move on to learning on to learning about length and height. We will explore comparing length and height, measure length using objects and measuring length in centimetres.

We will then finish our learning off this half term by learning about mass and volume. We will be exploring measuring mass, comparing mass, what it means to be full and empty, comparing volume, measuring capacity and comparing capacity.

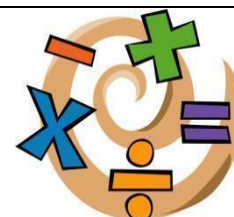
Year 2 will be continuing our learning on to multiplication and division. We will be exploring recognising equal groups, making equal groups, adding equal groups, looking at the multiplication symbol, multiplication sentences, using arrays, grouping, sharing, the 2 times table and dividing by 2.


We will then move on to learning length and height, where we will be exploring measuring in cm and m, comparing lengths and heights as well as using the four operations with length and height.

To finish off our learning this half term, we will then move on to mass, capacity and temperature. We will be exploring measuring in grams, kilograms, millilitres and litres. We will then compare volume and capacity as well as use the four operations with mass and capacity.

Key vocabulary for year 1: number line, place value, 2-digit, 1-digit, partition, tens, ones, grouping, counting, estimating, more, less, compare, addition (+), subtraction (-), sums, compare, measure, capacity, mass, full, empty, heavier, lighter, length, centimetres, height.

Key vocabulary for year 2: recognise, equal, addition (+), multiplication (x), arrays, grouping, sharing, division (÷), length, height, compare, four operations, centimetres, millimetres, litres, grams, kilograms, volume, mass, capacity, temperature, measure.





In Geography this half term, we will be exploring our knowledge of Coasts. We will be thinking about the question, what do we find at places where the land meets the sea. To help us answer this questions we will be identifying, recalling and describing the reasons why people enjoy visiting seaside resorts, identifying, recalling, describing and giving reasons for the presence of a range of physical and human features found at places around the coastline of Britain, describing and offering reasons to explain in simple terms why the United Kingdom has such a long coastline compared with most other countries of the world, using an Ordnance Survey map of a coastal location in the United Kingdom to recognise, identify, describe and offer reasons for the presence of a range of physical and human features and comparing and contrasting the physical and human features of the coastline at Bournemouth in the United Kingdom with those of the coastline of Townsville in Queensland, Australia, identifying and describing similarities and differences.

Key Vocabulary: seaside, resort, coastline, continent, country, ocean, human, physical, British, traditional, pier, beach, lifeguard, cliff, cove, marsh, sand dune, estuary, habitat, England, Scotland, Northern Ireland, Wales.

Key Questions:

What do we find at places where land meets the sea?

Mrs Athey will be teaching RE this half term.



In R.E We will be changing our focus to Judaism and doing our best to answer the key question of 'Who is Jewish and how do they live? (Part 1)

Key vocabulary: Torah, Shabbat, Synagogue, Kosher, Star of David, Kippah, Mezuzah, Yad, Tallit, Menorah, Talmud, Passover, Rabbi, Hanukkah,



In Science We will be continuing to focus our learning on materials and their everyday uses. We will be distinguishing between an object and the material from which it

is made, identifying and naming a variety of everyday materials, including wood, plastic, glass, metal, water, and rock, describing the simple physical properties of a variety of everyday materials and comparing and grouping together a variety of everyday materials on the basis of their simple physical properties. We will then begin to identify and compare the suitability of a variety of everyday materials, including wood, metal, plastic, glass, brick, rock, paper and cardboard for particular uses and describe how the shapes of solid objects made from some materials can be changed by squashing, bending, twisting and stretching.

Key vocabulary: stretchy, stiff, shiny, dull, wood, plastic, glass, metal, rough, smooth, absorbent, non-absorbent, transparent, opaque, flexible, changes, bend, twist, solid, object, material.

Key Questions/I can statements:

What materials are good to make a puppet?

I can explain the difference between reversible and non-reversible changes.



In Music this half term, we will be exploring pitch and duration.

We will be explain duration using frog, tadpole, butterfly, caterpillar images to show differences in notes and duration. We will then be learning about pitch, learning scales through singing and playing notes together melodically.

Key vocabulary: Listen, appraise, song, beat, rhythm, clap, stamp, discuss, tempo, traditional, carols, hymns, dynamics, identify, notes, scales, duration, pitch

Miss Lazenby will continue to teach gymnastics and yoga this half term and Mrs Chisholm will be teaching target games.



In gymnastics and yoga we will be exploring how to demonstrate different shapes, take and landing when performing jumps, develop rolling and sequence building and creating a sequence using apparatus. We will then explore through yoga copy and repeat yoga poses and develop an awareness of strength and flexibility when completing yoga poses.

Class 1 Topic Letter

Spring 2 2025



I can statement:

I can explain duration through the use of frog, tadpole, butterfly and caterpillar images.

In target games we will be exploring how much power to apply when aiming at a target, understand how to score using underarm and underarm throwing, develop striking to a target, develop hitting a moving target, select and apply appropriate skill to the target game and show an improvement in my personal best.

Key vocabulary: shapes, take off, landing, jumps, rolling, sequence, apparatus, strength, flexibility, pose, target, aim, underarm, apply, power, striking, moving, personal best.

I can statements:

I can develop my understanding of using underarm and underarm throwing.

I can copy and repeat a variety of different yoga poses.




PSHE

In PSHE we will be starting this half term by learning about keeping safe and learning some first aid. We will have a visit from Northern Training Partnership who will help us learn some basic first aid skills that we can use if someone is hurt or if there is an accident. We will also be hopefully having a visit from the North East Ambulance service (as well as our visit to the RNLI station) to help us understand what to do if there is an emergency and how to dial 999. We will then move our learning on and look at having a healthy lifestyle. We will explore what being healthy means and look at different ways in which we can help ourselves to stay healthy.

Key vocabulary: emergency, 999, hurt, accident, first aid, skills, RNLI, NEAS, healthy, lifestyle

Key questions:

How do I get help in an emergency?
What does being healthy mean to me?
Why do I need to be active everyday?



D&T

In DT we will be developing our knowledge and skills of using textiles to make puppets. We will learn about different types of methods we can use to join fabrics together, how to use a template to create a design, join two fabrics together accurately and embellishing designs using joining methods.

Key vocabulary: decorate, design, fabric, glue, model, hand puppet, safety pin, stencil, technique, template.

Key Questions:

What kind of fabric will be best for my puppet?



Computing

In computing this half term, we will be looking at how we can use computers to group and show data. We will be looking at how we can match and label objects, group and count, describe and make different groups, compare groups and answer questions based on data. We will continue to think about when using the internet how to keep our information private and how to handle requests from websites we are using responsibly.

Key vocabulary: keyboard, digital, writing, toolbar, caps lock, text, evaluate, add, remove, information, private, safe.

Key questions:

How can I record and share what I have found out?
Why is it important to keep information (password) safe?
What do you do if you think someone else knows your password?

Key Dates for this half term:

Class 1 Topic Letter Spring 2 2025



- Monday 3rd March - School reopens at 8:40am
- Thursday 6th March - World Book Day. Class 1 trip to Alnwick Gardens. Children can come to school dressed as their favourite book character. (See letter sent out before half term)
- Thursday 13th March - Class 1 trip to Grace Darling Museum, her place of rest and St Aidan's church, Bamburgh. (See letter sent out before half term)
- Friday 4th April - Non uniform day in exchange for Easter Bingo Prize. PTA Easter Bingo in Village Hall - 5pm start.
- Monday 7th April and Tuesday 8th April - Parent Consultation evenings 3:30pm - 6:00pm - Booking emails will be sent out soon.
- Friday 11th April - Easter Service, 2:00pm start in Church - All welcome.

Reminders:

- PE lessons will be on a Tuesday and a Friday, please send your child to school wearing their PE kits on these days. On these days please can children bring an extra pair of trainers/shoes for use when out at break times.
- We run the Daily Mile every day, please can the children come to school wearing their trainers **and** bring their school shoes to change into afterwards.
- Please ensure that a warm and waterproof coat is brought to school **every day** and as the weather starts to get colder hats/gloves.
- Homework will be supplied weekly, and updates will be on Class Dojo. Children will continue to be given an activity to complete using their CGP maths book and spellings and times tables when appropriate. Please don't forget that every child has a log in for TTRS which they can access and that this is also part of their weekly homework. Logins can be found in the front of reading records.
- Please read with your child each day, it is especially important for your child's phonetic and comprehension development. Do not forget to write a comment in your child's reading record. Reading books that come home should be read to an adult at least three times. First time is to enable them to de-code the words, second time for fluency and the third time is for comprehension.
- Sharing stories is also important at this age too so the children will start once more sharing a Reading for Pleasure book. This is a book that is not necessarily able to be read by your child but is to be shared and is chosen as it is a book that promotes a broad and varied story style and language which is not necessarily part of the phonics-based Read Write Inc books.
- The school house in which children are in are also in the front of their reading records as to avoid any confusion.

Best Wishes,

Miss Lazenby